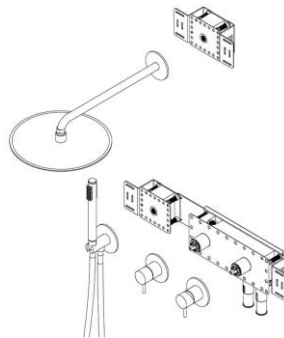


Two-way shower




Qtoo collection

Product 400mm projection, Ø90mm, satin finish, w/o thermostat.

Tender text QTOO collection, complete built in two-way shower. Manufactured in the highest quality marine grade, AISI 316 stainless steel, protecting against high levels of corrosion. 20 year warranty.

Product specification Build in depth: 69mm - 2 3/4"
Projection: 400mm - 16 3/16"
Rose diameter: Ø90mm - 3 1/2"
Rain shower: Ø300mm - 11 13/16"
Max. Water flow rate: 5,7L - 1,5gpm
Spare flow regulator: 9,5L - 2,5gpm
Lead free compliant
Anti lime scale
Material: Marine grade AISI 316 stainless steel
[20-year warranty \(5 years for coated items\)](#)

Available finishes



Spare parts/ accessories

QS3200 - Mixer & diverter
QA2190 - Control for mixer
QA2290 - Control for diverter
QS3400 - Built in part for outlet
QS5590 - Wall outlet
QS5410 - Shower hose
QS5320 - Hand shower
QS5289 - Shower arm
QS5110 - Shower head

Mounting

<https://dline.com/mounting-instructions/>

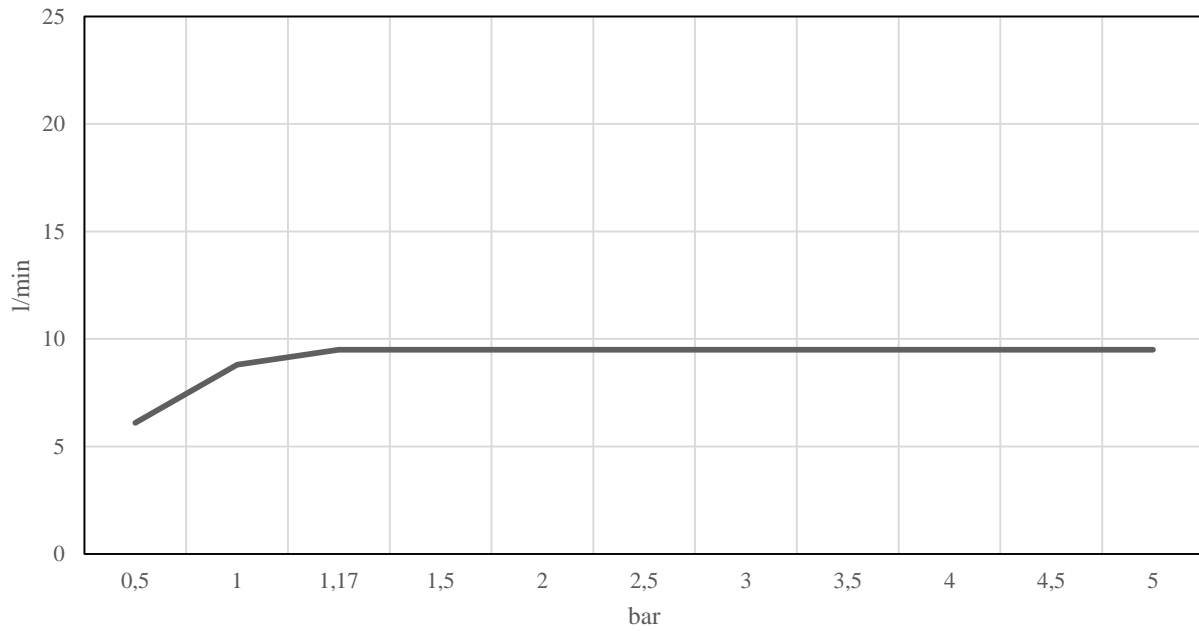
Product care

d line products are produced in the highest quality marine grade AISI 316 stainless steel. To sustain the unique d line finish please follow the below instructions:

- Wash down the surfaces using soapy water or mild detergent
- Always thoroughly rinse off with clean water
- To complete the cleaning procedure dry/polish the surface with a soft dry cloth

Please do not use scouring powder, steel wool, chloride based detergents or other aggressive cleaning products as these may damage the surface.
If spots or corrosion appear on the surface it is not due to the stainless steel quality, but to impurities in the environment, aggressive conditions or improper or insufficient cleaning.

QS3200-190Sxxx (flowrate L/min)



QS3200 built-in part only (flowrate l/min)-

